

PRECISE, FAST, COMPLETE

TECHNICAL SPECIFICATIONS

SCANNING

Scanning range (X x Y x Z)	80 x 60 x 85 mm
Camera Resolution	2.8 (1.4) MP
Accuracy (ISO 12836)	Up to 4 µm
Sensor Technology	Structured Light Triangulation with LED Blue Light

SCANNER

Dimensions (L x H x P)	455 x 430 x 420 mm
Weight	23 Kg
Power Supply	100 – 240 VAC 50/60 Hz
Connection	1 x USB - 1 x IEC Connector
Warranty	24 months

SCANNER CHARACTERISTICS

High Resolution Camera	■
Touchscreen	■
Open and Closed Use	■
LED Status Bar	■

SOFTWARE FEATURES

HR and SR Mode	■
Files Formats	STL – PLY
Virtual Articulator	■
TripleTray® Scanning	■
Impression Scanning	■
Onsite die Scanning	■
Multi die scanning	■
Post and Core Scanning	■
Texture Colour Scanning	■
Texture Black and White Scanning	■

RECOMMENDED SYSTEM REQUIREMENTS

Windows 10 64bit - Intel i7 - 32 GB RAM - HD SSD 100–250 GB
 USB 3.0 port - 6GB RAM Video Card

Compatible with exocad® Dental CAD	■
Compatible with OnyxCeph ³ ™	■
Compatible with Baltic Denture System® by Merz Dental GmbH	■



INTEGRATED INTO THE SURGERY WORKFLOW

Increase productivity while improving quality

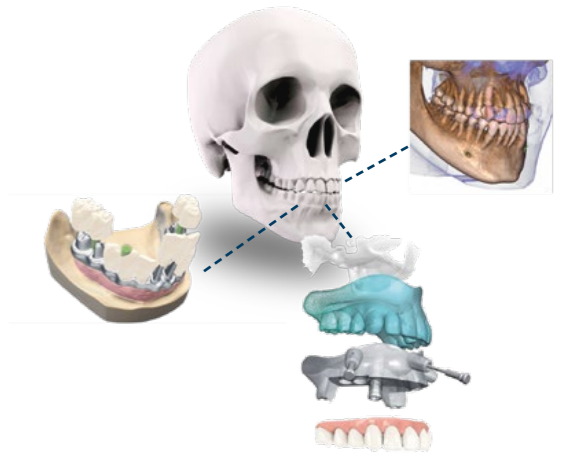


3Di TS, 3D IMPRESSION TABLE TOP SCANNER

Combines high precision with fast scanning, essential requirements for the management of digital streams in modern dental applications.

PREDICTABLE RESULTS

The virtual patient reconstruction, which integrates X-ray and visual information, allows you to work in maximum safety, making the final clinical result predictable.



EFFECTIVE COMMUNICATION

Communication between the dentist and patient becomes immediate, simple and effective.


SURE OF CERTIFIED PRECISION **4 µm**

3Di TS is precise, as verified by its ISO 12836 standard certification.



DISTINCTIVE CHARACTERISTICS

With its Blue LED light emission acquisition system, high resolution camera, which also captures images in standard resolution, and the possibility of colour texture capture, 3Di TS stands at the cutting edge of technology.



SCANNING SPEED

COMPLETE DENTAL ARCH	SCAN	18 S
	PROCESSING	17 S
	TOTAL	35 S
SINGLE TOOTH	SCAN	35 S
	PROCESSING	14 S
	TOTAL	49 S
THREE-UNIT BRIDGE	SCAN	50 S
	PROCESSING	25 S
	TOTAL	75 S

SURE CLINICAL TREATMENT

Safer and more effective diagnosis and therapy with the integration of various digital devices

A workflow using several 3D devices allows diagnosis, implant planning and precise surgical and prosthetic design. STL or PLY scan data from a model or impression and colour scanning of soft tissue and implants are merged with DICOM data.



SUPPORTS FOR ALL NEEDS AND PLUG & PLAY POSITIONING

IMPRESSION SCANNING

Fast and accurate scanning directly from the chair. An immediately usable virtual model. The plaster model production stage is eliminated.



TRIPLETRAY® SUPPORT

Maximum practicality and speed for automatic scanning of upper and lower impressions in occlusion. Designed specifically for a "model free" workflow and simple rehabilitation cases.



FIXED PROSTHETICS AND PROSTHETIC IMPLANTS

Maximum efficiency and precision. The software guides you with procedures dedicated to the scanning of die models, with gum and scan body.



ARTICULATOR SCANNING

The wide base can accommodate any type of individual articulator for a perfect and real occlusion scan.



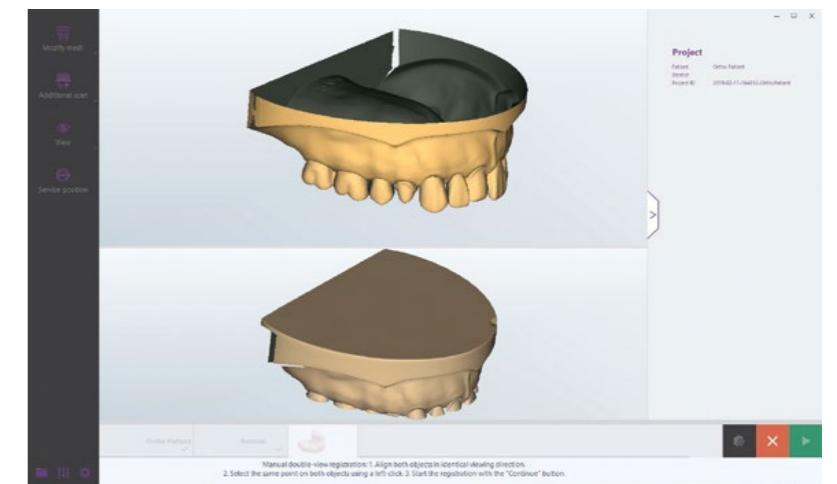
MULTIDIE SUPPORT

For scanning up to 12 single dies of the same or different cases.



UNIVERSAL MODE

Multiple scans combined by the 3Di TS software to capture objects with complex geometries, such as substructures, post and core, and radiological landmarks.



UNIVERSAL SUPPORTS

A screw clamp support for stable positioning of plaster models, partial models, impressions and objects with non-standard geometries. A large universal support ideal for the positioning of multiple elements, even from different cases, with a partially magnetic base.



DIGITAL ORTHODONTICS

The orthodontics boom and growing demand from patients for invisible aligners, together with new and increasingly powerful 3D printing technology, make 3Di TS the ideal partner for a perfect digital orthodontic experience, thanks also to impression scanning.



A SINGLE SCANNER FOR SEVERAL POSSIBILITIES!

The 3Di TS is a safe investment. Designed to ensure high performance, it integrates perfectly into any CAD design flow.

**OPEN
STL PLY**

TIME EFFICIENCY, ACCURACY, RELIABLE RESULTS, REDUCTION OF ERROR MARGINS AND RESOURCES OPTIMISATION